


This tool allows you to view the practice results for the GP Patient Survey. This NHS England survey, run by survey specialist Ipsos MORI, assesses patients' experiences of local NHS services.

Please note that not all differences (particularly at practice level) will be statistically significant. Caution is therefore advised when comparing findings at practice level.

Core Questions

BOWLING HALL MED
PRACTICE


Q26 Is your GP surgery currently open at times that are convenient for you?

Yes	85	79%	
No	18	16%	
Don't know	4	4%	
	<hr/>		
	107		

Q3 Generally, how easy is it to get through to someone at your GP surgery on the phone?

Very easy	20	18%	
Fairly easy	54	48%	
Not very easy	25	22%	
Not at all easy	9	8%	
Haven't tried	3	3%	
Easy (total)	75	67%	
	<hr/>		
	112		






Q4 How helpful do you find the receptionists at your GP surgery?

Very helpful	60	54%	
Fairly helpful	43	39%	
Not very helpful	3	3%	
Not at all helpful	1	1%	
Don't know	4	4%	
Helpful (total)	103	92%	
	<hr/>		
	112		

Q18 Overall, how would you describe your experience of making an appointment?

Very good	31	29%	
Fairly good	55	51%	
Neither good nor poor	14	13%	
Fairly poor	6	5%	
Very poor	2	2%	
Good (total)	86	80%	
	<hr/>		
	108		

Q9 How often do you see or speak to the GP you prefer?

Always or almost always	5	14%	
A lot of the time	7	21%	
Some of the time	20	58%	
Never or almost never	2	7%	
Not tried at this GP surgery	0	0%	
	<hr/>		
	34		

This tool allows you to view the practice results for the GP Patient Survey. This NHS England survey, run by survey specialist Ipsos MORI, assesses patients' experiences of local NHS services.

Please note that not all differences (particularly at practice level) will be statistically significant. Caution is therefore advised when comparing findings at practice level.

Core Questions

BOWLING HALL MED PRACTICE

Q21a Last time you saw or spoke to a GP from your GP surgery, how good was that GP at the following? Giving you enough time

Very good	51	47%	
Good	42	38%	
Neither good nor poor	9	8%	
Poor	4	3%	
Very poor	4	4%	
Doesn't apply	0	0%	
Good (total)	93	85%	
	110		

Q21d Last time you saw or spoke to a GP from your GP surgery, how good was that GP at the following? Involving you in decisions about your care

Very good	37	34%	
Good	44	41%	
Neither good nor poor	11	10%	
Poor	7	7%	
Very poor	2	2%	
Doesn't apply	6	6%	
Good (total)	81	75%	
	108		

Q19 How long after your appointment time do you normally wait to be seen?

I don't normally have appointments at a particular time	8	7%	
Less than 5 minutes	7	7%	
5 to 15 minutes	77	73%	
More than 15 minutes	11	11%	
Can't remember	2	2%	
	105		

Q22 Did you have confidence and trust in the GP you saw or spoke to?

Yes, definitely	64	59%	
Yes, to some extent	28	25%	
No, not at all	10	10%	
Don't know/can't say	7	7%	
	109		







This tool allows you to view the practice results for the GP Patient Survey. This NHS England survey, run by survey specialist Ipsos MORI, assesses patients' experiences of local NHS services.

Please note that not all differences (particularly at practice level) will be statistically significant. Caution is therefore advised when comparing findings at practice level.

Core Questions

BOWLING HALL MED
PRACTICE

Q29 Would you recommend your GP surgery to someone who has just moved to your local area?

Yes, would definitely recommend	49	45%	
Yes, would probably recommend	45	41%	
Not sure	11	10%	
No, would probably not recommend	5	4%	
No, would definitely not recommend	0	0%	
Don't know	0	0%	
	<u>110</u>		